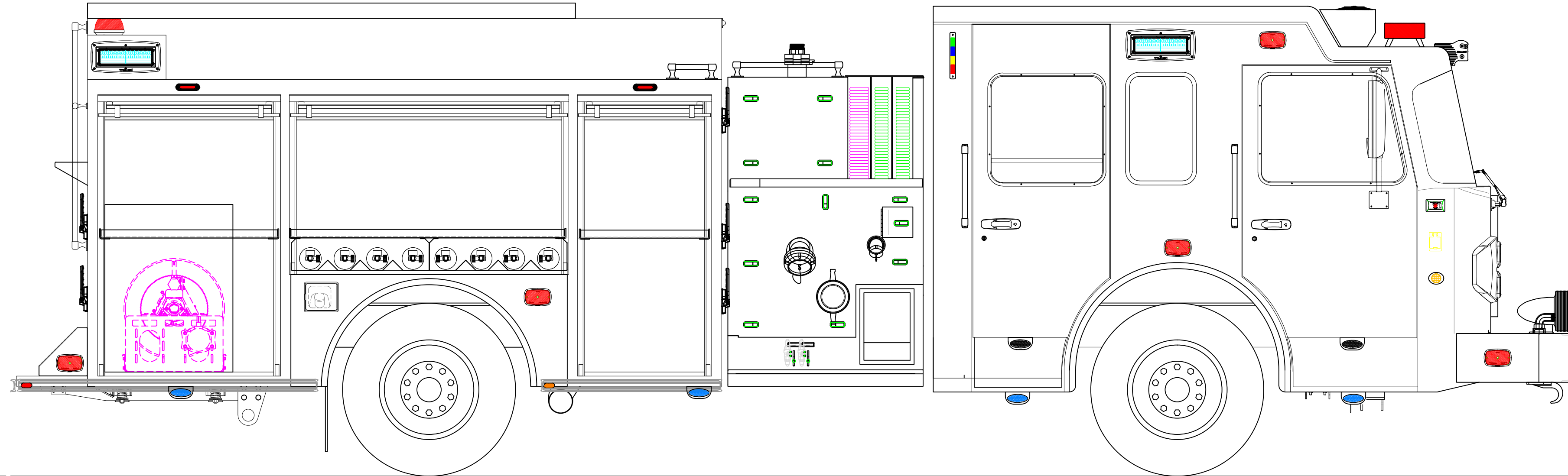
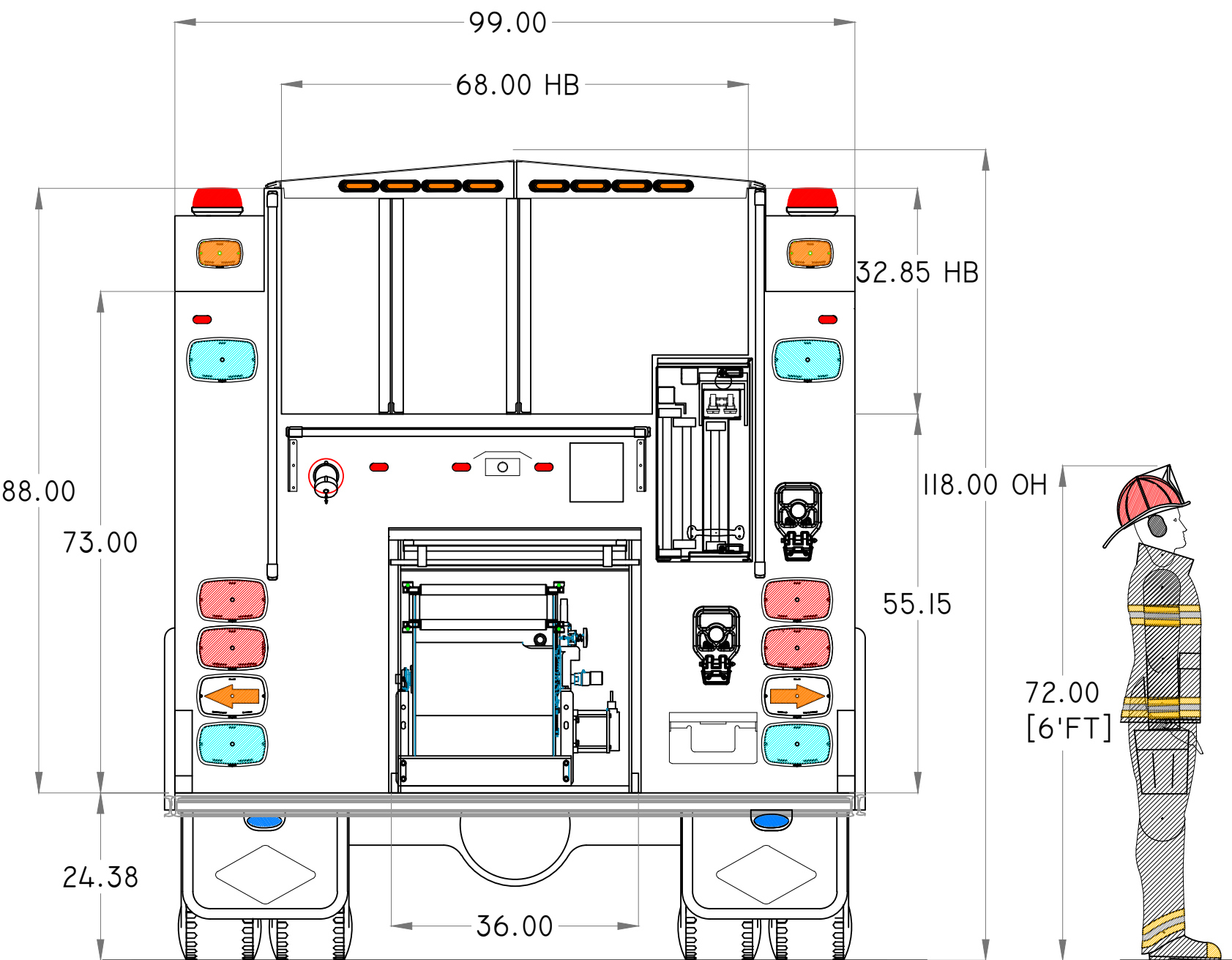
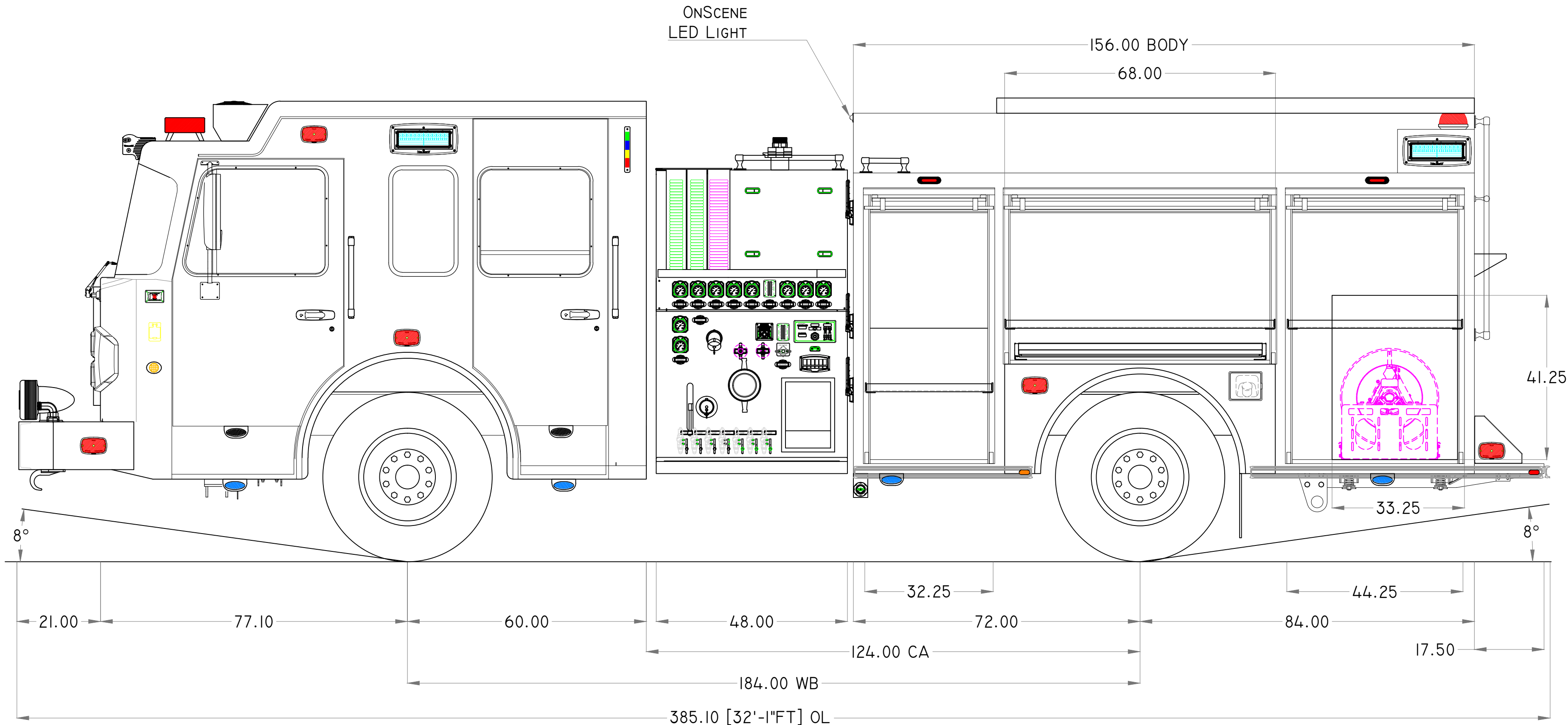
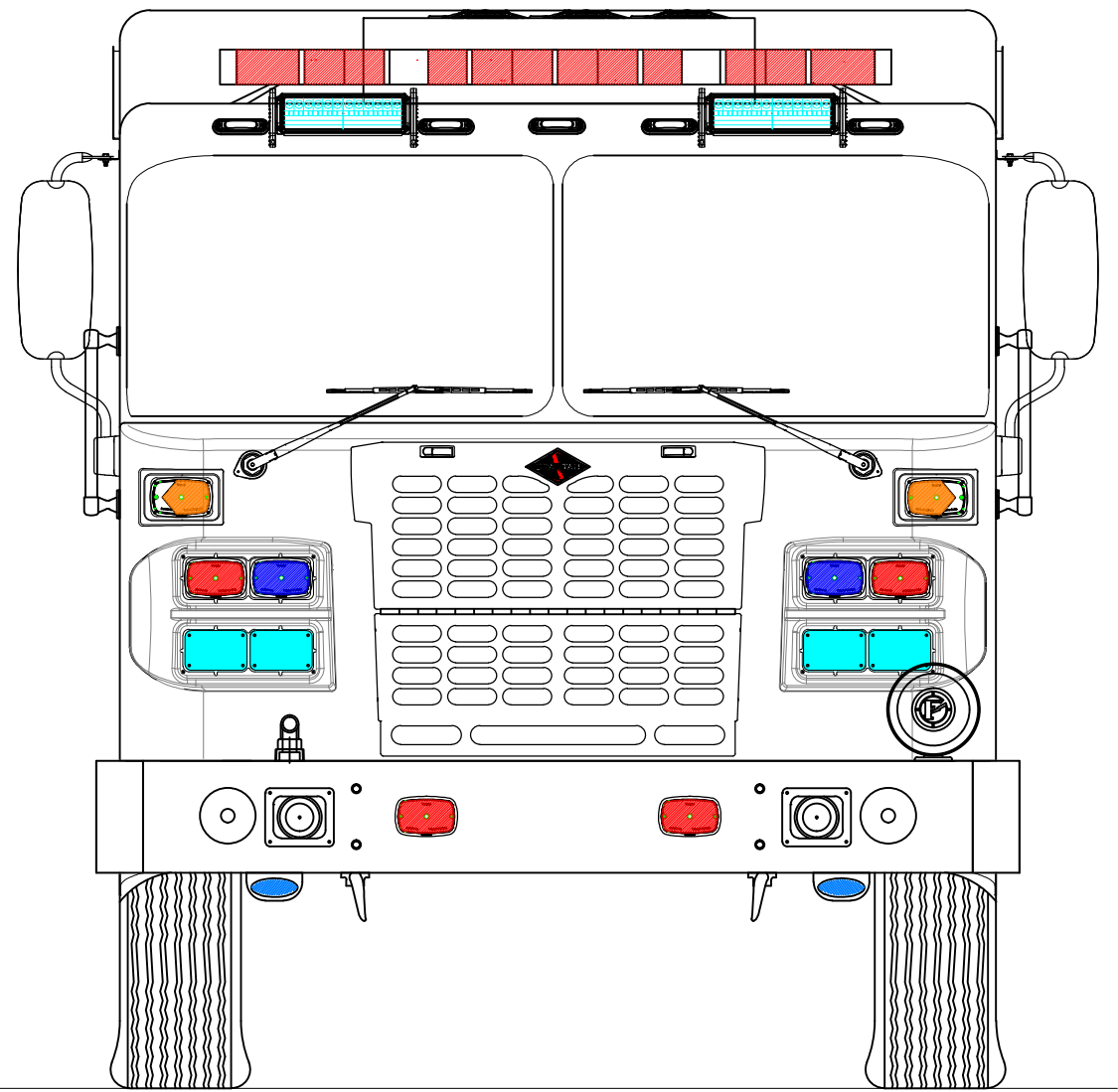
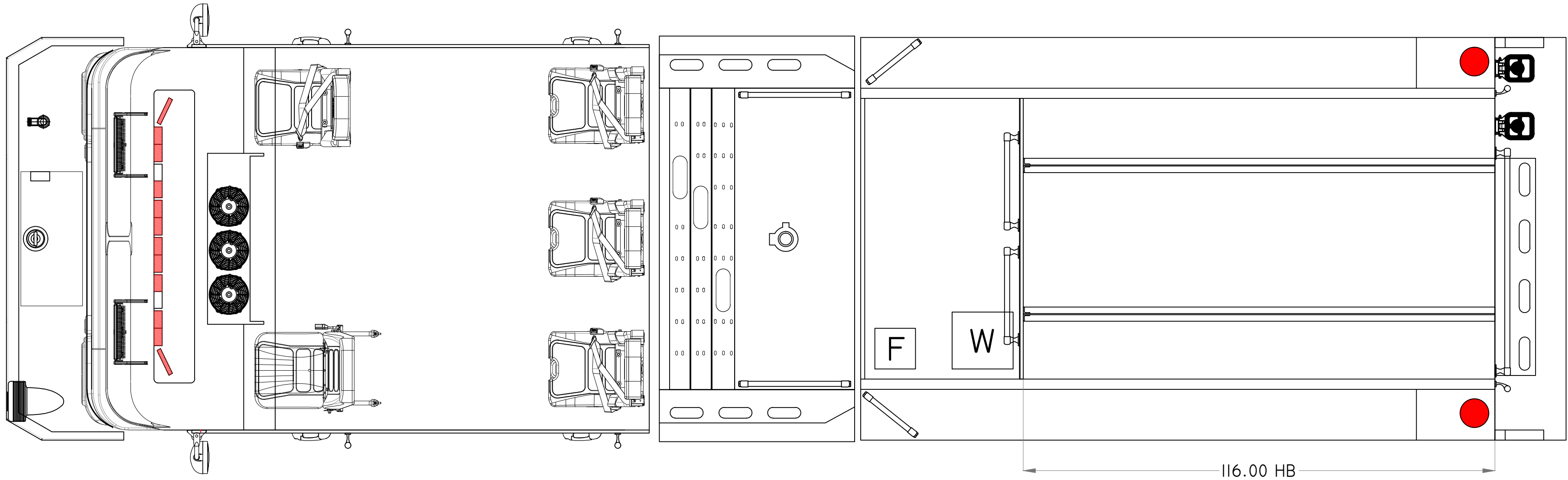


Compartment	Volume (Cubic Feet)
L1	29.4
L2	27.3
L3	36.4
R1	29.4
R2	27.3
R3	36.4
B1	31.9
Hose Bed Area	143.6



CHASSIS:	SPARTAN METRO STAR EMFD 10" RR
ENGINE:	CUMMINS ISL 450 HP
TRANSMISSION:	ALLISON 3000 EVS
AXLES:	F 20,000 LB / R 26,000 LB
MODEL:	21TBD
WATER/FOAM:	750 GALLONS / 20 GALLONS
PUMP:	WATEROUS CSU 1500 GPM
FOAM SYSTEM:	FoAMPro 1600
GENERATOR:	N/A

DOOR FRAMED OPENINGS	
COMPARTMENT	DOOR FRAMED OPENING
L1	32.25-W x 68.0-H
L2	68.0-W x 43.0-H
L3	44.25-W x 68.0-H
R1	32.25-W x 68.0-H
R2	68.0-W x 43.0-H
R3	44.25-W x 68.0-H
BI	36.0-W x 37.25-H

SPECIAL NOTES:
LADDER PACKAGE
(1) DUO-SAFETY 24 FT.-2 SEC, 900A
(1) DUO-SAFETY 14 FT. ROOF, 775A
(1) DUO-SAFETY 10 FT. ATTIC, 585A
STORAGE FOR
(1) 18" x 72" FERNO BACKBOARD
(2) PIKE POLES WITH STANDARD HOOK
(1) ARSON TRASH HOOK, UP TO 12FT LONG

CUSTOMER
THIS DRAWING IS A CLOSE APPROXIMATION OF YOUR FIRE APPARATUS. IN ALL CASES WHERE THE DRAWING AND THE WRITTEN SPECIFICATION DIFFER, THE SPECIFICATION SHALL PREVAIL. PLEASE WORK WITH YOUR DEALER TO ASSURE THAT THE WRITTEN SPECIFICATION REPRESENTS WHAT YOU WANT IN YOUR FINISHED PRODUCT. SPARTAN EMERGENCY RESPONSE BUILDS TO THE WRITTEN SPECIFICATION, NOT THE DRAWING TO ASSURE THAT YOUR NEEDS ARE MET.

PROPRIETARY AND CONFIDENTIAL
THE INFORMATION CONTAINED IN THIS DRAWING IS THE SOLE PROPERTY OF SPARTAN EMERGENCY RESPONSE. ANY REPRODUCTION IN PART OR AS A WHOLE WITHOUT THE WRITTEN PERMISSION OF SPARTAN EMERGENCY RESPONSE IS PROHIBITED. SPARTAN MOTORS USA, INC. D/B/A SPARTAN EMERGENCY RESPONSE.

I	10/24/17	INITIAL PROPOSAL	WC
REV	DATE	DESCRIPTION	NAME

SCALE: NOT TO SCALE

CUSTOMER:

TRUCK NUMBER:	DEALER:
MODEL # 2114	