

CITY OF MESQUITE

Environmental Code Overview

FY2018-19 Fourth Quarter Statistics

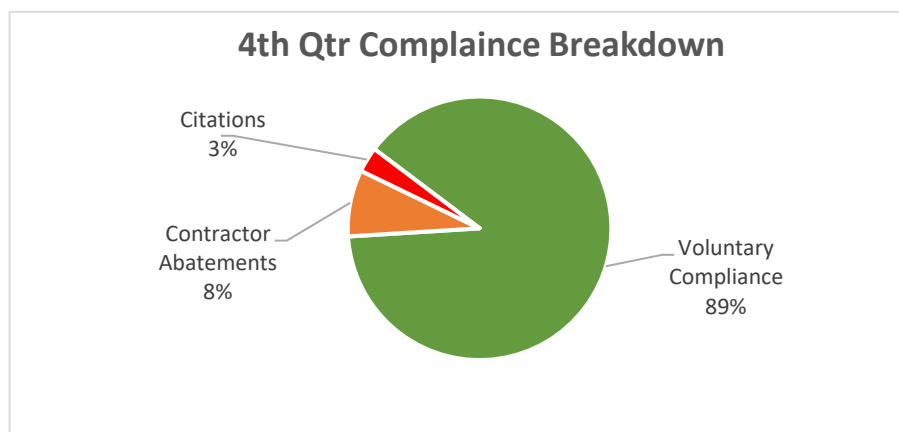


Year-to-Date Comparison (YTD)

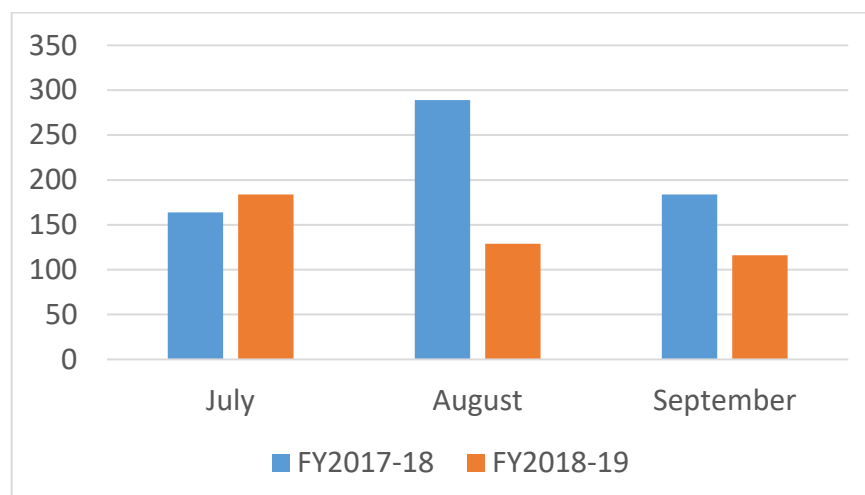
- Total complaints (YTD) is down approximately 12.3%.
- Citations issued by Code Inspectors are up by 52.8% when compared to the same period in 2018.
- 89% of violations were corrected by Voluntary Compliance.

2018 and 2019 YTD Comparison

	FY2017-18	FY2018-19	% Change
Violations Identified Proactively	35,266	40,086	13.7%
Complaints Submitted by Residents	1,924	1,687	-12.3%
Properties Contracted for Abatement	3,424	1,646	-51.9%
Citations Issued	1,138	1,739	52.8%



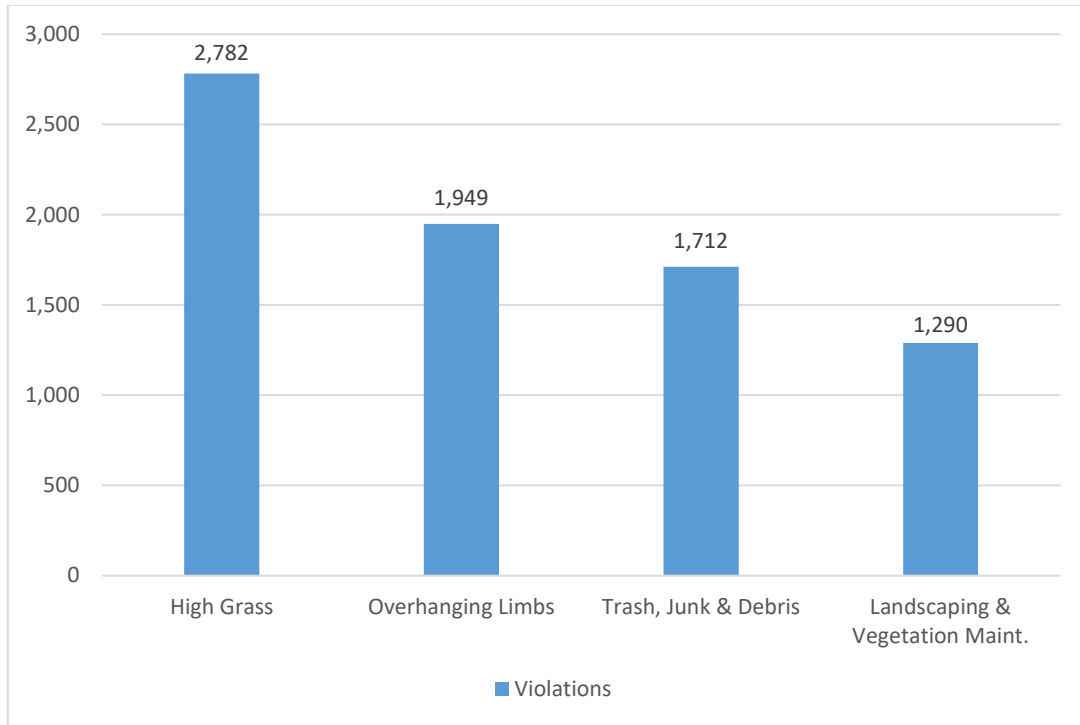
Total Complaints Submitted 4th Quarter



Top Four Violations

- High Grass violations received an 89% Voluntary Compliance of total violations
- 92% of Overhanging Limbs violations were found in Voluntary Compliance
- 86% of Trash, Junk & Debris violations were found in Voluntary Compliance
- Landscaping & Vegetation Maint. violations received a 92% Voluntary Compliance

4th Quarter Top Four Violations



4th Quarter Citation Summary

